

2SB947, 2SB947A

Silicon PNP epitaxial planar type

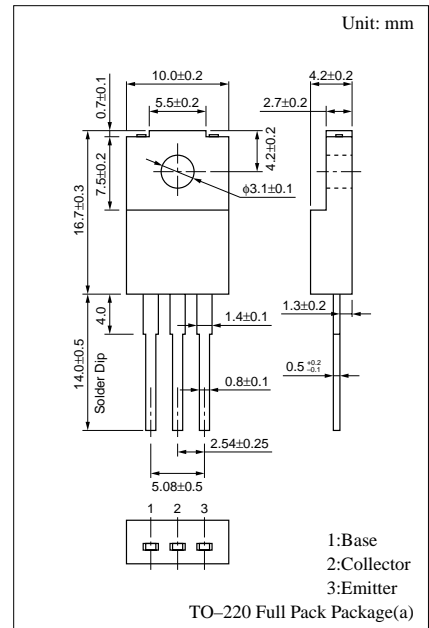
For low-voltage switching

Features

- Low collector to emitter saturation voltage $V_{CE(sat)}$
- High-speed switching
- Full-pack package which can be installed to the heat sink with one screw

Absolute Maximum Ratings ($T_C=25^\circ\text{C}$)

Parameter	Symbol	Rated	Unit	
Collector to base voltage	V_{CBO}	2SB947	-40	V
2SB947A		-50		
Collector to emitter voltage	V_{CEO}	2SB947	-20	V
2SB947A		-40		
Emitter to base voltage	V_{EBO}	-5	V	
Peak collector current	I_{CP}	-15	A	
Collector current	I_C	-10	A	
Collector power dissipation	P_C	$T_C=25^\circ\text{C}$	35	W
$T_a=25^\circ\text{C}$		2		
Junction temperature	T_j	150	$^\circ\text{C}$	
Storage temperature	T_{stg}	-55 to +150	$^\circ\text{C}$	



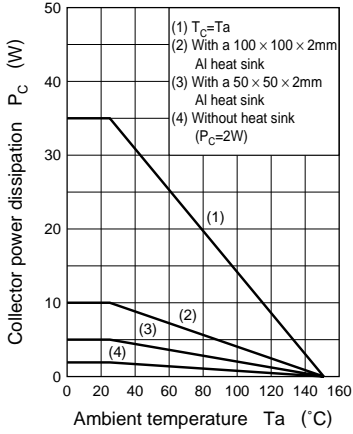
Electrical Characteristics ($T_C=25^\circ\text{C}$)

Parameter	Symbol	Conditions	min	typ	max	Unit
Collector cutoff current	I_{CBO}	2SB947	$V_{CB} = -40\text{V}, I_E = 0$		-50	μA
2SB947A		$V_{CB} = -50\text{V}, I_E = 0$		-50		
Emitter cutoff current	I_{EBO}	$V_{EB} = -5\text{V}, I_C = 0$			-50	μA
Collector to emitter voltage	V_{CEO}	2SB947	$I_C = -10\text{mA}, I_B = 0$	-20		V
2SB947A			-40			
Forward current transfer ratio	h_{FE1}	$V_{CE} = -2\text{V}, I_C = -0.1\text{A}$	45			
	h_{FE2}^*	$V_{CE} = -2\text{V}, I_C = -2\text{A}$	90		260	
Collector to emitter saturation voltage	$V_{CE(sat)}$	$I_C = -7\text{A}, I_B = -0.23\text{A}$			-0.6	V
Base to emitter saturation voltage	$V_{BE(sat)}$	$I_C = -7\text{A}, I_B = -0.23\text{A}$			-1.5	V
Transition frequency	f_T	$V_{CE} = -10\text{V}, I_C = -0.5\text{A}, f = 10\text{MHz}$		150		MHz
Collector output capacitance	C_{ob}	$V_{CB} = -10\text{V}, I_E = 0, f = 1\text{MHz}$		200		pF
Turn-on time	t_{on}	$I_C = -2\text{A}, I_{B1} = -66\text{mA}, I_{B2} = 66\text{mA}$		0.1		μs
Storage time	t_{stg}			0.5		μs
Fall time	t_f			0.1		μs

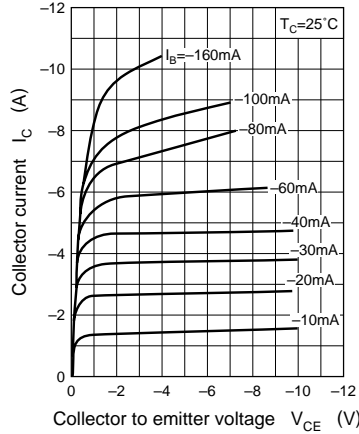
* h_{FE2} Rank classification

Rank	Q	P
h_{FE2}	90 to 180	130 to 260

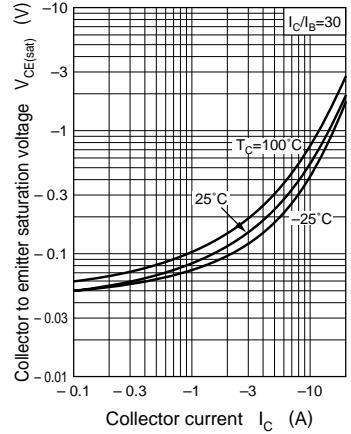
$P_C - T_a$



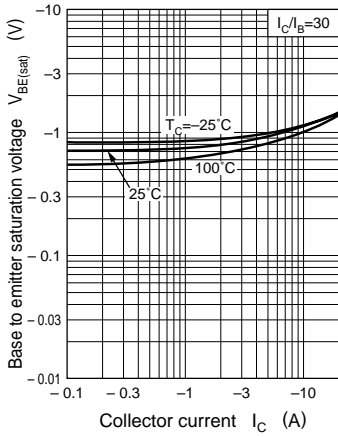
$I_C - V_{CE}$



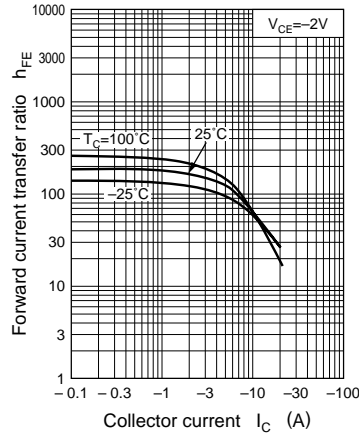
$V_{CE(sat)} - I_C$



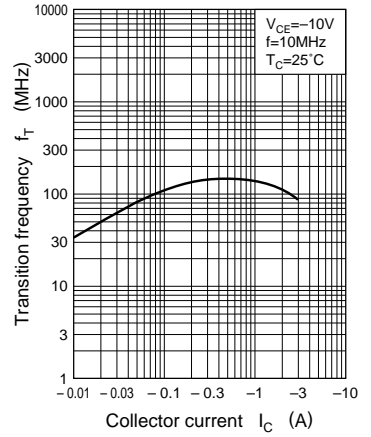
$V_{BE(sat)} - I_C$



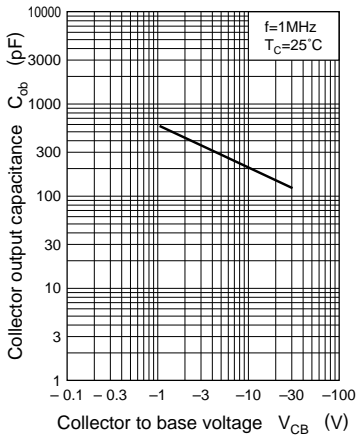
$h_{FE} - I_C$



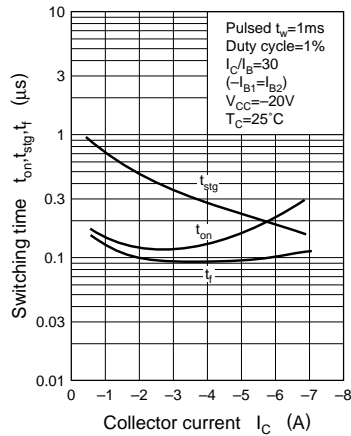
$f_T - I_C$



$C_{ob} - V_{CB}$



$t_{on}, t_{stg}, t_f - I_C$



Area of safe operation (ASO)

